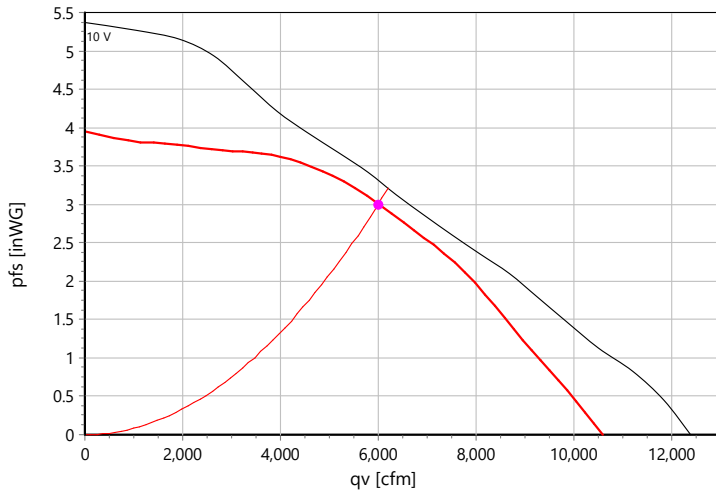


Type: **GKHM 630-CIG.180.6NA IE Gen3+**

Art.-No.: N88-63601



Curve:



p: 1.15 kg/m³; Data @ 230 V

Operating Point:

q _v	6000	cfm
p _{fs}	3	inWG
p _{fd}	0.2	inWG
η _{ed,fs}	67	%
η _{ed,tot}	69	%
P _{ed}	3.18	kW
I	8.5	A
n	1353	r/min
L _{WA A,OUT}	84	dB(A)
U _c	8.1	V
v	22.9	ft/s
SFP	1123	Ws/m ³
FEI	1.5	
t _{R,OP}	47	°C

ErP-Data:

(EU) Nr. 327/2011	(Lot11)	
q _v	7023	cfm
p _{fs}	4.07	inWG
η _{ed,fs}	69	%
P _{ed}	5.11	kW
n	1580	r/min
N	72	
v	26.8	ft/s

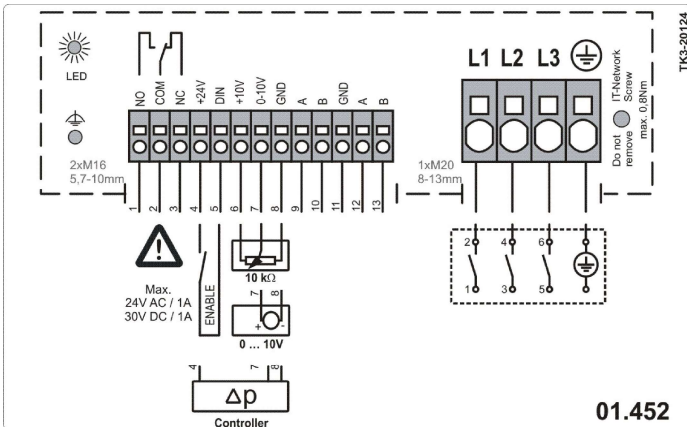
Nominal Data:

U [V]	f [Hz]	Data @ [V]	P _{ed} [kW]	I _N [A]	n _N [r/min]	t _R [°C]	k ₁₀ [m ² /h]	Eff.-Rating	IP	m [kg]
3~200-240	50/60	230	3.59	9.7	1400	-25 .. +40	287	IE4	IP54	86

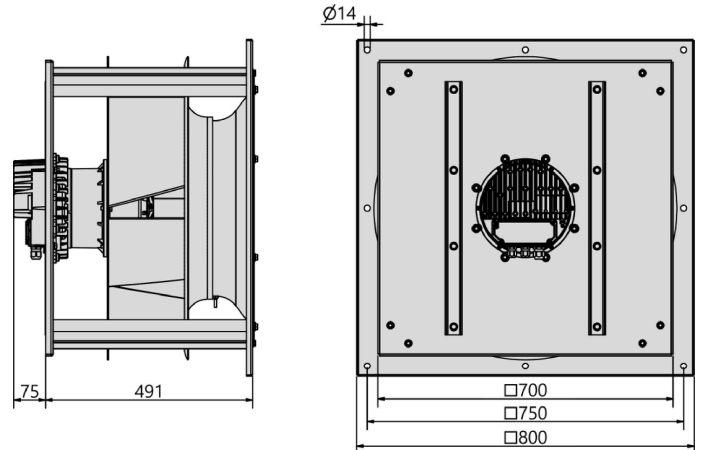
Sound Data:

Frequency	Σ	63Hz	125Hz	250Hz	500Hz	1kHz	2kHz	4kHz	8kHz	Distances	1 m	4 m
L _{wA(A,in)} [dB(A)]	78	51	68	71	71	71	70	69	61	L _{pA(A,in)} [dB(A)]	71	60
L _{wA(A,out)} [dB(A)]	84	49	73	76	78	78	76	73	67	L _{pA(A,out)} [dB(A)]	77	66

Wiring Diagram:



drawing:



Data @ 208V: 3,19 kW; 9,5 A; 1340 1/min